

Calculation and dimensioning

In order to guarantee the long life time of the shock absorber it must be correctly calculated and dimensioned. For that the following parameters must be considered:

- moving mass [kg]
- impact velocity of moving mass onto the shock absorber [m/s]
- additional acting propelling force, motor power or propelling torque [N, kW, Nm]
- number of parallel acting shock absorbers [n]
- number of strokes or cycles per hour [1/h]

WARNING

- ⚠ The shock absorbers have to be dimensioned in such a way that the calculated values do not exceed the maximum values of the individual capacity chart (see main catalogue):
 W_s [Nm/stroke]
 W_h [Nm/h]
 effective weight m_e
 max. side load angle [°]
- ⚠ To correctly calculate the shock absorber it must be the only active brake system in place. Additional deceleration systems, such as pneumatic cushioning, must be rendered ineffective and not allowed to interfere with the shock absorber deceleration.

The correct dimensioning of shock absorbers can be made with the ACE online calculation program at www.ace-ace.com. Alternatively the filled out online form may be sent to us via E-Mail. Or call our free of charge calculation service: +49-2173-9226-20

Installation information and initial start-up

Prior to installation and use, check if the identification number on the shock absorber or on the package corresponds to the number on the delivery sheet. Industrial shock absorbers are maintenance-free and ready-to-fit.

WARNING

- ⚠ Thermal effect: The values given in the capacity chart W_s and m_e (see main catalogue) are valid for room temperature. Different values apply for higher temperatures.

Mounting: In any position, but always so that the complete stroke can be used. The shock absorber is to be mounted so that the forces can be guided centrally via the piston rod. The maximum permissible side load of 3° may not be exceeded. An existing side load leads generally to a reduced lifetime. When exceeding the maximum permissible side load, a side load adaptor must be used.

WARNING

- ⚠ Positive Stop: Install mechanical stop 2.5 mm to 3 mm before the end of stroke.

Operating temperature range: -12 °C to 85 °C

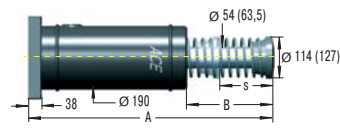
Self-Compensation: CA-Series shock absorbers are self-compensating. Within a range selectable from a table they automatically compensate different force, weight, temperature and velocity impacts.

WARNING

- ⚠ Moving masses can lead to injuries or bodily harm when installing the shock absorber. Secure moving masses against accidental movement.
- ⚠ The shock absorbers may be unsuitable for the application and show insufficient damping performance. Check for proper suitability of shock absorber.
- ⚠ When operating outside the allowed temperature range, the shock absorber may lose its function. Permissible temperature range must be adhered to. Do not paint the shock absorber due to heat radiation.
- ⚠ Ambient fluids, gases and dirt particles may affect or damage the sealing system and lead to failure of the shock absorber. Piston rods and sealing systems must be protected against foreign substances.
- ⚠ Damage to the piston rod surface may destroy the sealing system. Do not grease, oil, etc. the piston rod and protect it from dirt particles.
- ⚠ The piston rod can be torn out of the shock absorber. Do not put tensile stress on the piston rod.
- ⚠ The shock absorber can tear off upon impact. The connection must be calculated so that the maximum operating reaction forces can be accepted with sufficient safety. The maximum reaction forces given in the calculation report may deviate from the actual reaction forces since these are based on theoretical values.

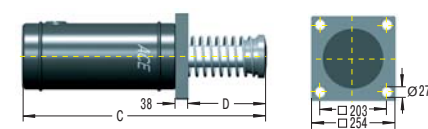
Disposal of packaging: Dispose packaging in an environmentally safe manner. The recycling of packaging saves raw materials and lowers the amount of waste. The used packaging materials do not contain illegal substances.

Rear Flange

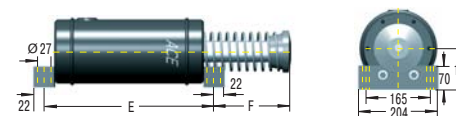


Dimension in () for model CA4x16 only

Front Flange



Foot Mounting



Dimensions

Type	s (stroke)	A max	B max	C max	D max	E	F max
CA4x6EU	152	716	278	678	240	444	256
CA4x8EU	203	818	329	780	291	495	307
CA4x16EU	406	1 300	608.5	1 262.6	569	698	585

Accessories

When using accessories and mounting elements, pay attention to the separate mounting instructions.

EU Marking

Starting with the production date September 2010 (Code IB or 10244) all shock absorbers are to be marked with an additional EU letter code in the identification number. The EU marking refers to the adherence to the required norms, laws, and guidelines of the EU. Only products marked with EU ensure the world wide standard and the guarantee for liability.